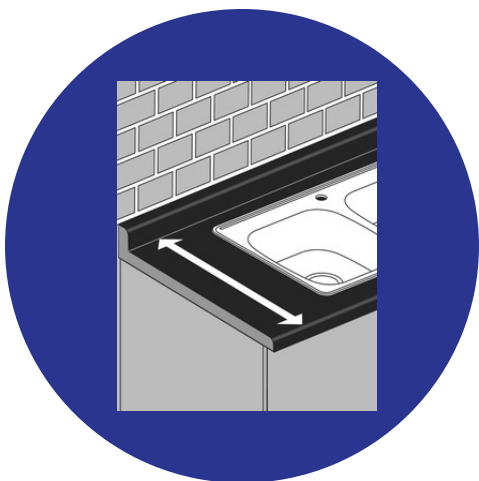
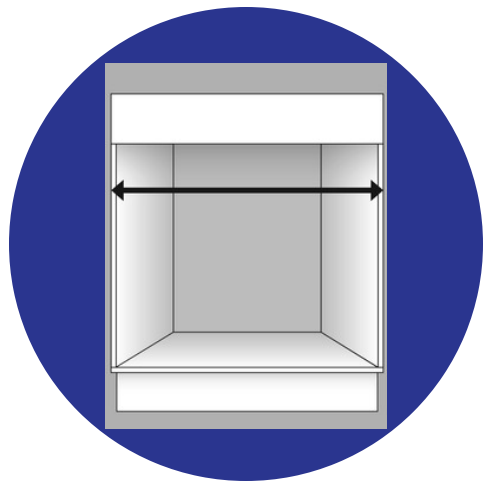




# HOW TO CHOOSE A SINK

## SINK CABINET WIDTH

The width of the sink cabinet measured from outside edge to outside edge is considered the sink cabinet width. This measurement will determine the largest possible sink that will fit inside your sink cabinet. For every sink, the minimum cabinet width has been indicated. Measure your sink and ensure width is no larger than your sink cabinet.

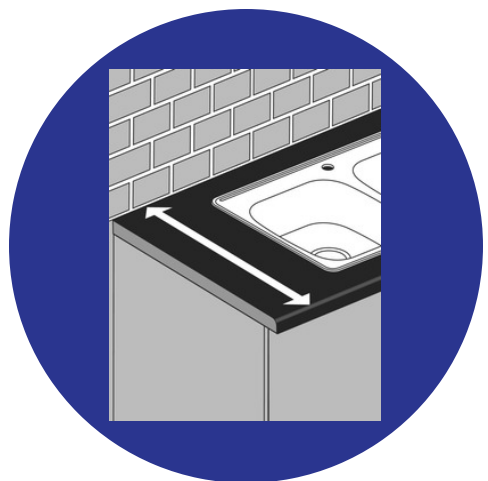


## COUNTERTOP DEPTH

This is the countertop space available to install your sink measured from the front to the back of the countertop. A countertop with a post-formed backsplash will typically accommodate a sink with a maximum front-to-back dimension of 21",

## COUNTERTOPS WITHOUT A POST-FORMED BACKSPLASH

A countertop without a post-formed backsplash will typically accommodate a sink with a maximum front-to-back dimension of 22". However, if you have a thick tile or solid surface material mounted on your backsplash, it will reduce the amount of counter space available for the sink.



## FAUCET NOTCH

Novanni undermount sinks feature a 1/2" deep faucet notch that allows for the installation of larger base faucets, yet still allows the fabricator to cut a straight line in the countertop.